

# dpl laminate care & maintenance instructions

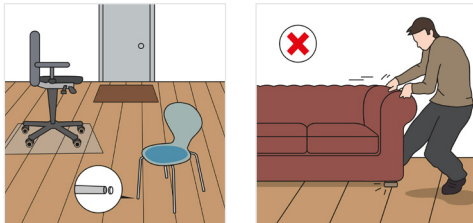
These instructions apply to all BerryAlloc DPL floors (Direct Pressure Laminate), including the Hydro+ floors

## 1. protect

BerryAlloc DPL is an easy-care, wear-resistant floor with a long lifespan and a hygienic hard surface.

To protect your floor, we recommend the following actions :

- Place a suitable doormat at your entrance(s) to absorb dirt and/or moisture.  
Sand and dirt can have the effect of "sandpaper" and may cause premature wear and tear or scratches.
- Place felt pads under the legs of chairs and tables to avoid scratches.
- Equip other furniture and heavy objects with felt pads for safe moving.
- Clear plastic mats must be used under office chairs with wheels.



## indoor temperature and relative air humidity

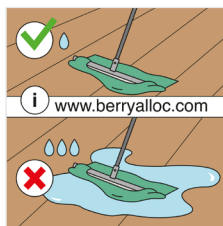

The BerryAlloc DPL floor is produced from wood material that reacts on changes in the indoor climate.

The ideal indoor climate for a laminate floor is a relative humidity between 40 and 60 % and a temperature between 18 and 25 °C.

## static electricity

BerryAlloc DPL is a partially insulating floor covering. If the relative humidity in the room is kept at around RH 50 % or more, then this will reduce the floor's ability to develop static charges.

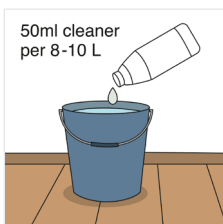
## 2. clean



BerryAlloc laminate floors are extremely easy to clean. In very little time and with a minimum of effort you can enjoy a clean and beautiful floor for many years.

### dry cleaning methods

For daily cleaning, we recommend that you use a soft brush, vacuum cleaner or dry dust mop. Microfiber mops are ideal.



### wet cleaning methods

When cleaning with water, a well wrung-out cloth and lukewarm water are recommended.

Avoid using too much water.

# dpl laminate

## care & maintenance instructions



### BerryAlloc laminate cleaner

The BerryAlloc laminate cleaner is a biodegradable cleaning agent that dries without smears, leaving a pleasant fragrance. Use 50ml per 8-10L of water and clean the floor with a well wrung-out cloth.

Water spill should be wiped off immediately.

**be careful** : The floor is more slippery when wet (reduced slip resistance).

### don'ts:

- Never use steam cleaners on a BerryAlloc DPL floor
- Never use highly concentrated soap solutions on the floor
- Do not use organic detergents, they will leave a thin film of grease on the surface, resulting in visible footprints. Only synthetic detergents are recommended.
- Do not wax, varnish or polish the floor

### 3. stains / damage repair

Stubborn stains can be cleaned as shown in the table below:

stain	remove with
Blood	Wrung-out cloth
Coffee, tea, chocolate, juice, milk, wine, beverages, grease	Wrung-out cloth, lukewarm water and a small amount of synthetic detergent
Rubber, oil, tar, shoe polish, soot, nail varnish, lipstick, drawing ink, colour pencil, chalk, paint	Methylated spirit/white spirit/acetone (these solvents are not to be used in V-grooves!)
Wax from candles, chewing gum	Allow to harden, scrape off carefully using a plastic scraper, clean remains with acetone

Never use steel wool or other abrasive cleaning methods on a BerryAlloc DPL floor.

Damages such as tears and cuts in the surface can be repaired with a laminate flooring repair kit. Seriously damaged floorboards should be completely replaced.

### 4. warranty

By following the above instructions, you will extend the longevity of your laminate floor and ensure the validity of the warranty. We refer to our warranty conditions or warranty policy for more info.